

Spring 2015 Survey of Instruction

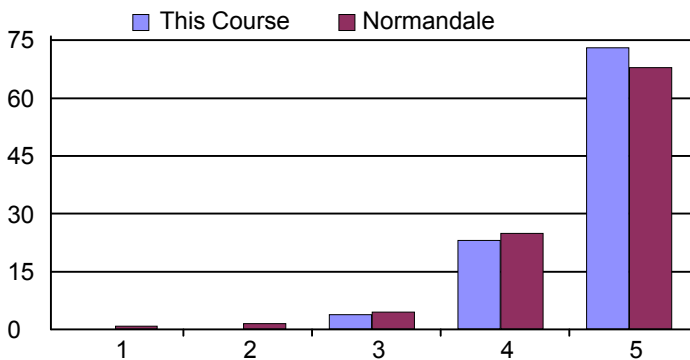
Results for David Norton, HIST1133-10: Minnesota History

Creation Date: 5/21/2015

Time Interval: 2/20/2015 to 5/18/2015

Total Respondents This Course: 26 Total Respondents Normandale: 12315

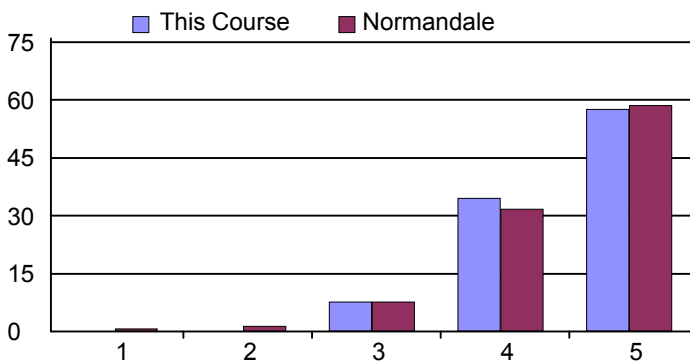
1. The instructor promotes a supportive learning environment



1. Strongly Disagree
2. Disagree
3. Neutral
4. Agree
5. Strongly Agree
Total Responses:
Mean:
Standard Deviation:

This Course		Normandale	
0	0%	120	1%
0	0%	190	2%
1	4%	560	5%
6	23%	3051	25%
19	73%	8329	68%
Total Responses:		26	12250
Mean:		4.69	4.57
Standard Deviation:		0.55	0.74

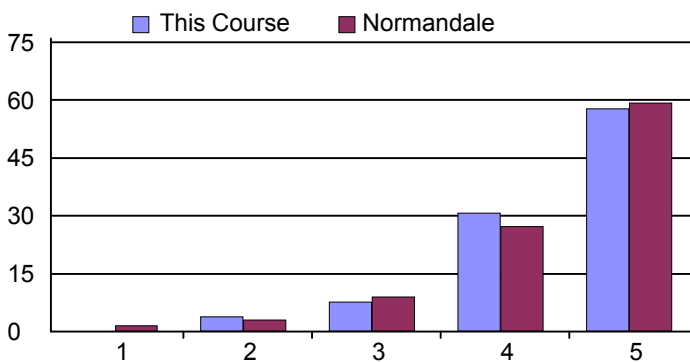
2. The instructor sets high expectations for me



1. Strongly Disagree
2. Disagree
3. Neutral
4. Agree
5. Strongly Agree
Total Responses:
Mean:
Standard Deviation:

This Course		Normandale	
0	0%	81	1%
0	0%	165	1%
2	8%	933	8%
9	35%	3882	32%
15	58%	7191	59%
Total Responses:		26	12252
Mean:		4.50	4.46
Standard Deviation:		0.65	0.75

3. The instructor provides me with helpful feedback

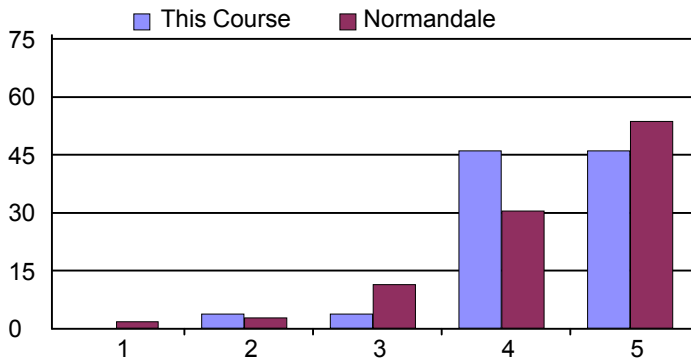


1. Strongly Disagree
2. Disagree
3. Neutral
4. Agree
5. Strongly Agree
Total Responses:
Mean:
Standard Deviation:

This Course		Normandale	
0	0%	179	1%
1	4%	365	3%
2	8%	1108	9%
8	31%	3338	27%
15	58%	7244	59%
Total Responses:		26	12234
Mean:		4.42	4.40
Standard Deviation:		0.81	0.88

Spring 2015 Survey of Instruction Results for David Norton, HIST1133-10: Minnesota History

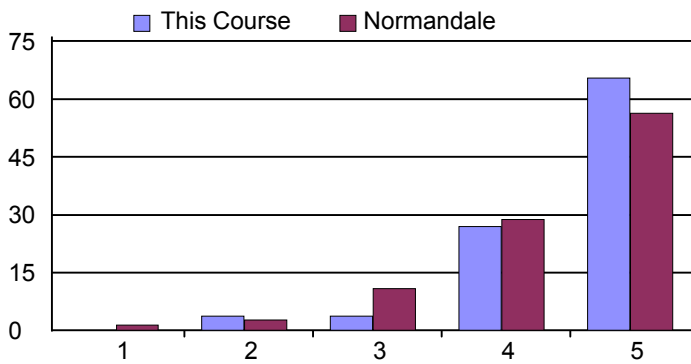
4. The instructor helps me become more curious about the topic



1. Strongly Disagree
2. Disagree
3. Neutral
4. Agree
5. Strongly Agree
Total Responses:
Mean:
Standard Deviation:

This Course		Normandale	
0	0%	210	2%
1	4%	344	3%
1	4%	1397	11%
12	46%	3724	30%
12	46%	6568	54%
Total Responses:		12243	
Mean:		4.35	
Standard Deviation:		0.75	

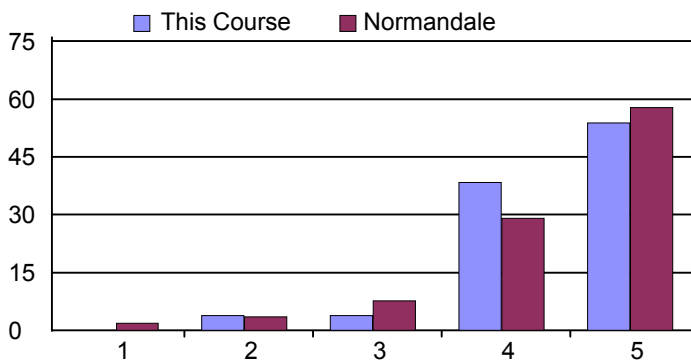
5. The instructor connects course material to my life



1. Strongly Disagree
2. Disagree
3. Neutral
4. Agree
5. Strongly Agree
Total Responses:
Mean:
Standard Deviation:

This Course		Normandale	
0	0%	174	1%
1	4%	331	3%
1	4%	1327	11%
7	27%	3516	29%
17	65%	6882	56%
Total Responses:		12230	
Mean:		4.54	
Standard Deviation:		0.76	

6. The instructor teaches the course in a clear and organized manner

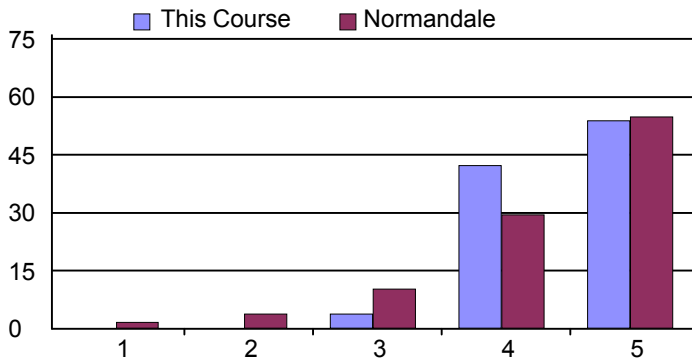


1. Strongly Disagree
2. Disagree
3. Neutral
4. Agree
5. Strongly Agree
Total Responses:
Mean:
Standard Deviation:

This Course		Normandale	
0	0%	235	2%
1	4%	435	4%
1	4%	932	8%
10	38%	3549	29%
14	54%	7051	58%
Total Responses:		12202	
Mean:		4.42	
Standard Deviation:		0.76	

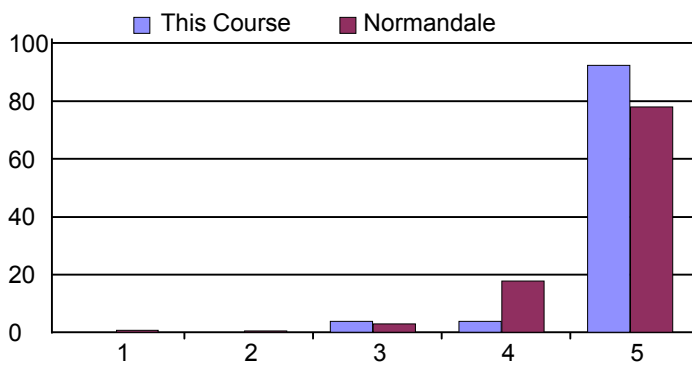
Spring 2015 Survey of Instruction Results for David Norton, HIST1133-10: Minnesota History

7. The instructor presents material in an engaging way



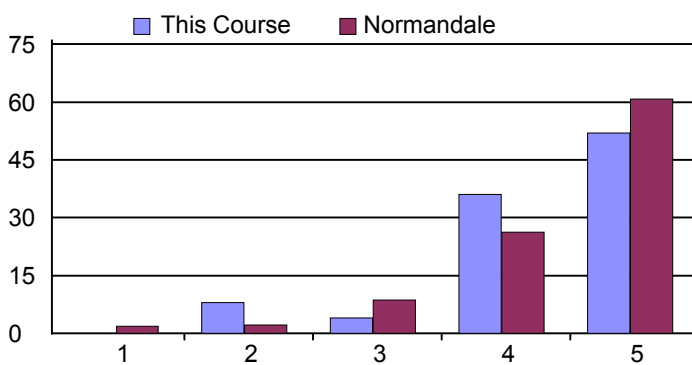
	This Course		Normandale	
1. Strongly Disagree	0	0%	204	2%
2. Disagree	0	0%	460	4%
3. Neutral	1	4%	1242	10%
4. Agree	11	42%	3603	30%
5. Strongly Agree	14	54%	6682	55%
Total Responses:	26		12191	
Mean:	4.50		4.32	
Standard Deviation:	0.58		0.92	

8. The instructor knows the subject matter well



	This Course		Normandale	
1. Strongly Disagree	0	0%	87	1%
2. Disagree	0	0%	81	1%
3. Neutral	1	4%	363	3%
4. Agree	1	4%	2158	18%
5. Strongly Agree	24	92%	9483	78%
Total Responses:	26		12172	
Mean:	4.88		4.71	
Standard Deviation:	0.43		0.62	

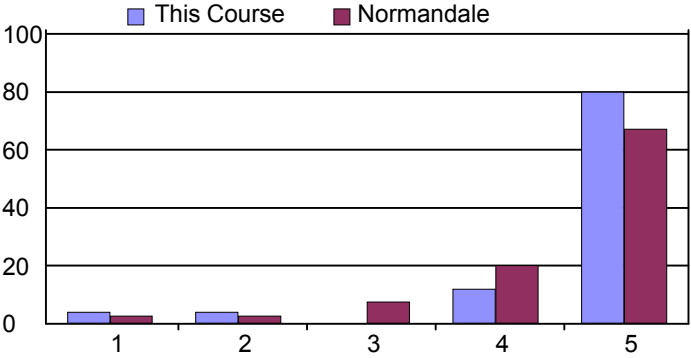
9. I would recommend this course to other students



	This Course		Normandale	
1. Strongly Disagree	0	0%	229	2%
2. Disagree	2	8%	282	2%
3. Neutral	1	4%	1061	9%
4. Agree	9	36%	3197	26%
5. Strongly Agree	13	52%	7411	61%
Total Responses:	25		12180	
Mean:	4.32		4.42	
Standard Deviation:	0.90		0.88	

Spring 2015 Survey of Instruction Results for David Norton, HIST1133-10: Minnesota History

10. I would recommend this instructor to other students



	This Course	Normandale
1. Strongly Disagree	1 4%	312 3%
2. Disagree	1 4%	316 3%
3. Neutral	0 0%	907 7%
4. Agree	3 12%	2435 20%
5. Strongly Agree	20 80%	8162 67%
Total Responses:	25	12132
Mean:	4.60	4.47
Standard Deviation:	1.00	0.93